



**Covenant of Mayors**  
for Climate & Energy  
EUROPE



# COVENANT OF MAYORS FOR CLIMATE AND ENERGY



*15 April 2019, Brussels*  
*Eugenia Mansutti*

[Eugenia.Mansutti@eumayors.eu](mailto:Eugenia.Mansutti@eumayors.eu)

Part of the



GLOBAL COVENANT  
of MAYORS for  
CLIMATE & ENERGY

# The Covenant of Mayors for Climate & Energy - Europe

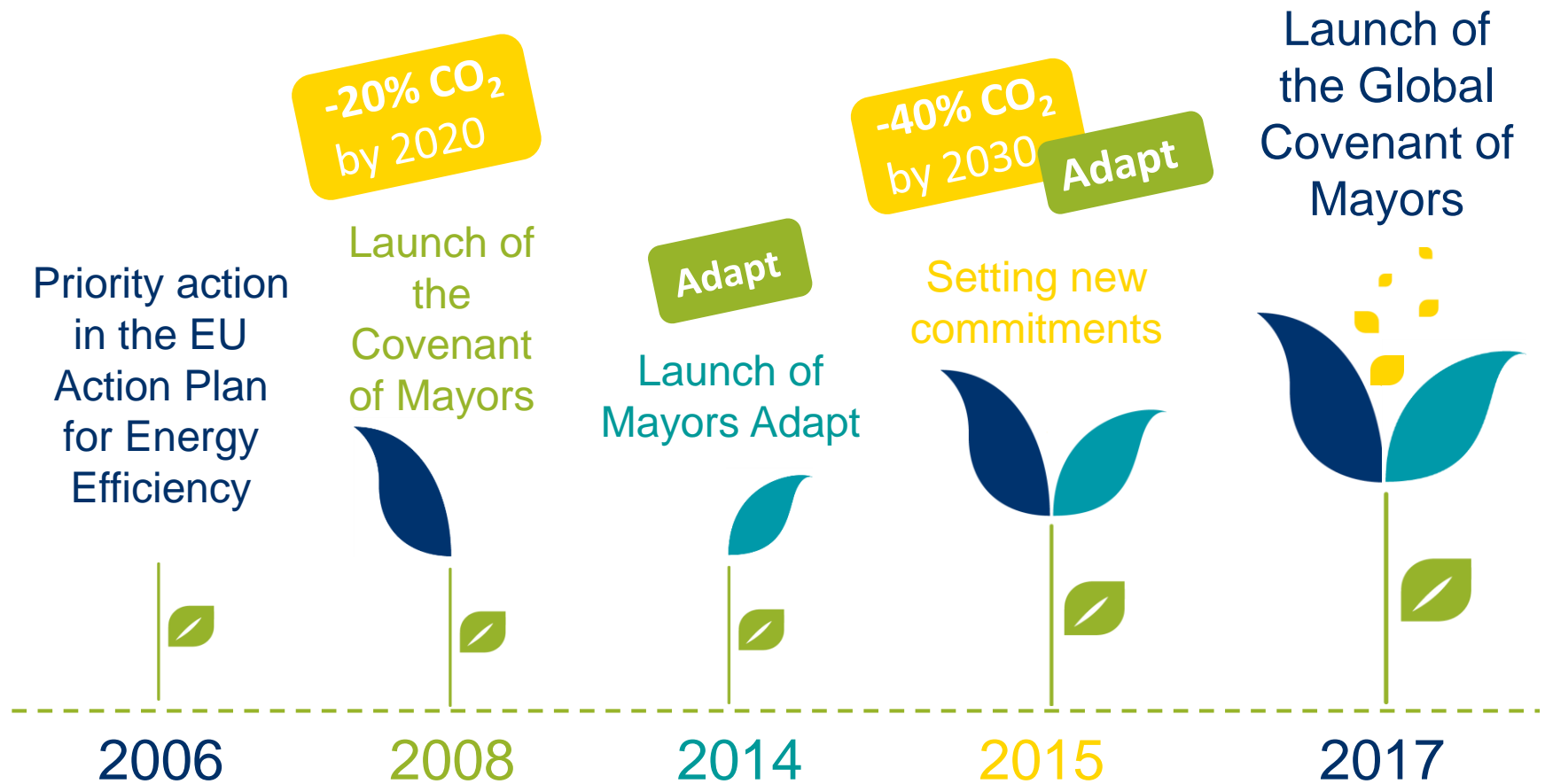


As part of the European Covenant of Mayors movement, **cities and towns** are taking **climate and energy action** to secure a **better future** for their citizens.

# Matching local objectives and EU policy



# Evolution of the initiative



# The Covenant of Mayors in the world



# The Covenant Political Board



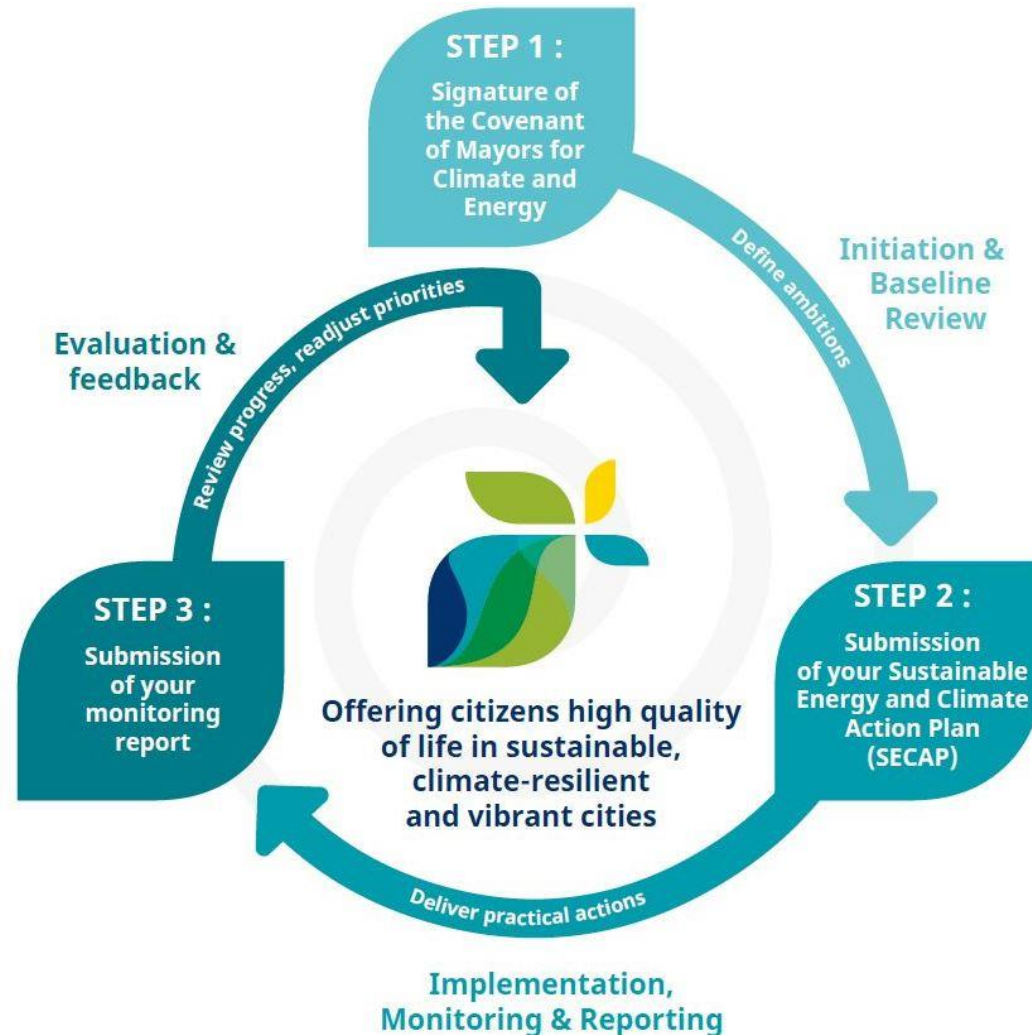
“I count on cities to continue forging ahead [...] to raise European ambitions and to inspire others beyond.”

*Maroš Šefčovič, Vice-President of the European Commission for the Energy Union*



Mayors from the Political Board meeting with EU Commissioner for Climate Action and Energy Miguel Arias Cañete  
Brussels, 2018

# The Covenant step by step



# A reference framework for action




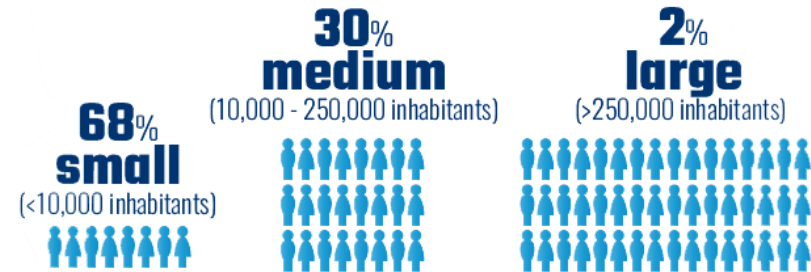
- Consistency and transparency
- Flexibility and adjustability to local realities
- Feedback of action plans
- Promotion and exchange of experience

# The Covenant of Mayors in Europe



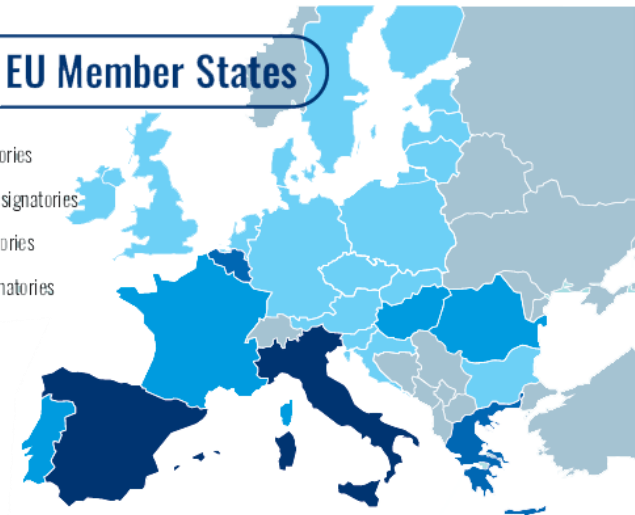
## AN INCLUSIVE MOVEMENT

Gathering local governments of all sizes



## From all EU Member States

- <100 signatories
- 100-200 signatories
- >200 signatories
- >1,000 signatories



# The EU Covenant of Mayors Community




**8,800+ signatories**

*villages, towns, cities, counties*



**Already 930+ committed**  
to the **2030** objectives



**200+ Coordinators**

*regions, provinces, ministries, national funds & agencies*



**180+ Supporters**

*national and regional associations, networks, local and regional agencies, NGOs...*



# The EU Covenant of Mayors in figures



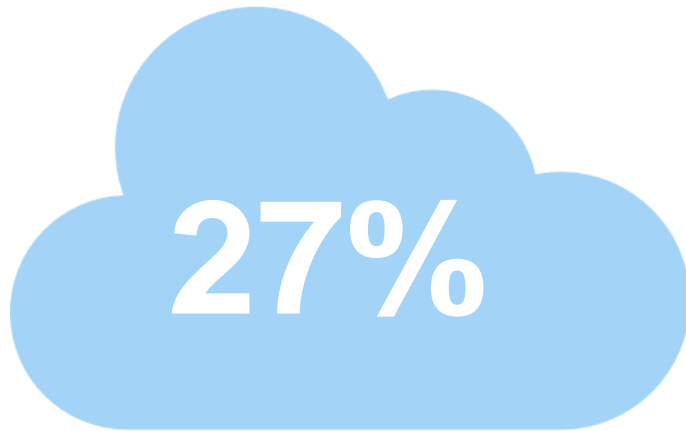
**6,000+**  
Action Plans  
developed



**2,300+**  
signatories  
reporting  
progress



**233,000+**  
Actions  
reported



Expected average CO<sub>2</sub>-  
emission reduction by  
2020

# The Covenant of Mayors in Turkey



17 signatories, of which

- 9 signed the 2030 objectives
- 9 developed an Action plan
- 3 monitored their progress

1 Supporter

Marmara Municipalities Union

# Achievements of signatory cities



**As of 2017:**

**- 23%**

greenhouse gas emissions

**- 14%**

energy consumption

**x4**

share of renewable energy sources  
in final energy consumption (**14%**)


**x3**

local renewable energy production

# Supporting signatories



With specific methodological materials



Guidance materials

Action Plan template & instructions



# Supporting signatories



With a dedicated online support tool for adaptation



1 Preparing the ground for adaptation

2 Assessing climate change risks and vulnerabilities

3 Identifying adaptation options

4 Assessing and selecting adaptation options

5 Implementing adaptation




6 Monitoring and evaluating adaptation


# Supporting signatories









## With an online interactive funding guide

**Interactive funding guide**

loan| I  Support for  Support to 

Country 

[ADVANCED SEARCH](#) [Clear all](#)

 European Structural and Investment Funds	 European Funding Programmes	 Project Development Assistance	 Financial Institutions Instruments	 Alternative Financing Schemes
Cohesion Fund	CEF	EEEF	EFSI	Citizen Cooperatives
EAFRD	Horizon 2020 	ELENA	Municipal loans	Crowd-funding
EMFF	JPI Urban Europe	Horizon 2020 PDA	NCFI	EPC
ERDF	LIFE	JASPERS		Green municipal bonds
ESF	Territorial Cooperation 			on-bill-financing
	UIA			Revolving loan funds
	URBACT			Soft loans, guarantees


Support services

# Supporting signatories



With a capacity-sharing platform:

## **Resource Library**

 Search, add and rate among hundreds of resources, including good practices, case studies, handbooks, webinar recordings, etc.

## **Discussion Forums**

 Exchange with your peers

[www.eumayors.eu](http://www.eumayors.eu)

 **MY COVENANT**



# Supporting signatories



With capacity building events:

- 10 Webinars
- 3 Thematic coalitions
- 20 Events
- 7 City-twinning programme



# Supporting signatories



With specific helpdesks

- General helpdesk
- Supporter helpdesk
- Coordinator helpdesk
- Country-specific

helpdesks:

- Italy
- Spain
- Germany
- Austria

**3,100+**

requests from cities  
handled by the helpdesk  
teams last year (2018)



# Signatories taking action



- *Improving energy efficiency through transformation of the public lighting system*

	<b>Monsano</b>	 Signatory since 2016
		 3,300+ inhabitants



**MITIGATION**

## Facts and figures

- **70%** reduction in energy consumption compared to baseline year
- CO2 emission reduction: **153 tons**
- **€950,000** Energy Performance Contract



# Signatories taking action



- *Encouraging households to help protect the city from pluvial floods*

 <b>Bratislava</b>	 Signatory since 2012
	 422,000+ inhabitants



**ADAPTATION**

## Facts and figures

- **€50,000** subsidy in 2016
- **€40,000** subsidy in 2017
- **40+** beneficiaries of the subsidy
- **50%** of total project costs covered



# Signatories taking action



- *Engaging with citizens from deprived neighbourhoods to promote solutions to energy poverty*

 <b>Brest</b>	 Signatory since 2009
	 215,000+ inhabitants



**ENERGY  
POVERTY**

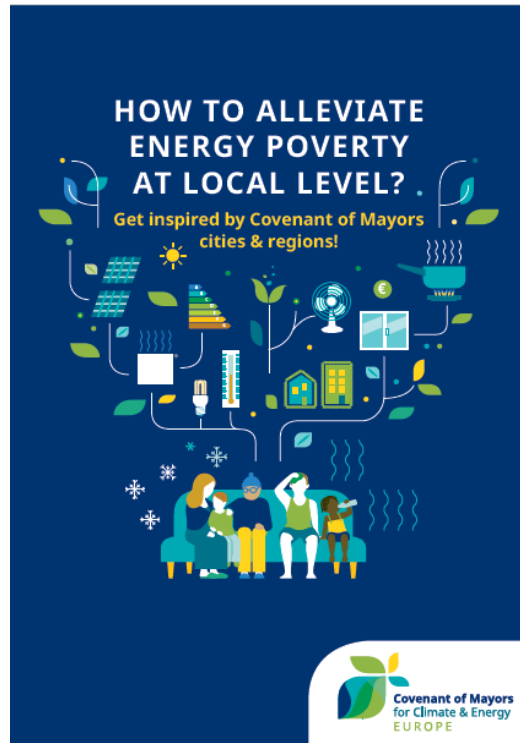
## Facts and figures

- **150** energy visits to households between 2016 and 2018
- **118 kg** CO<sub>2</sub>eq saved/household/year thanks to energy visits
- **€138** saved/household/year (water + electricity) following energy visits



©Energence

# More local actions...



Part of the



# Thank you!



*With the support of the European Union*

More info:

[www.eumayors.eu](http://www.eumayors.eu)